

# IBC DISCHARGE STATION (flat plate type)

**General:**

The IBC Discharge Station is part of the unique Matcontainer range of equipment designed to discharge Matcon's Cone Valve Intermediate Bulk Containers (IBCs) for flowable solids such as powders and granules.

**Discharging:**

The Discharge Station incorporates a powerful lifting "probe" which engages and locks to the Cone Valve in the IBC. On demand, this probe lifts rapidly and powerfully using a pneumatic bellows, carrying the Cone Valve upwards into the contents of the IBC and creating an annular gap around its perimeter, through which the material will discharge in a mass-flow manner. The lift height of the probe (and thus the annular gap around the Cone Valve) may be set to suit the flow characteristics of the material and the desired discharge rate. The probe is able to vibrate if required, thus imparting further energy into the material if required to induce flow.

**Dosing & Automatic Control:**

The Discharge Station can be controlled in a variety of ways to automatically dose material contents to a process below. For example this can be by means of timers or level sensors in the infeed of the process below or by means of a weight signal (either Gain In Weight or Loss In Weight).

**Sealed Operation:**

The Lip Seal is a feature that is fitted to all Matcon Discharge Stations. This provides a sealed connection between the outlet of the IBC and the Discharge Station during material Discharge. In addition, an expanding "Pneumaseal" locks the Discharge Station probe to the IBC Cone Valve to deliver an even higher level of dust tight operation before, during and after material transfer.

**Cleaning:**

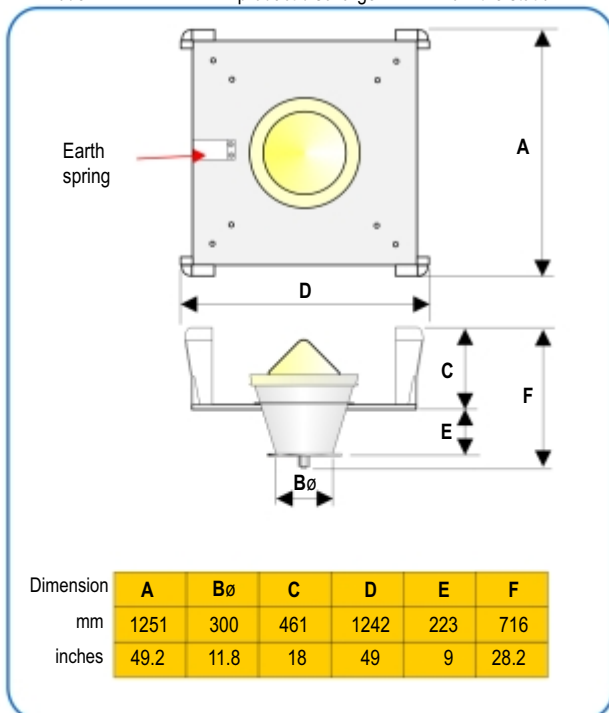
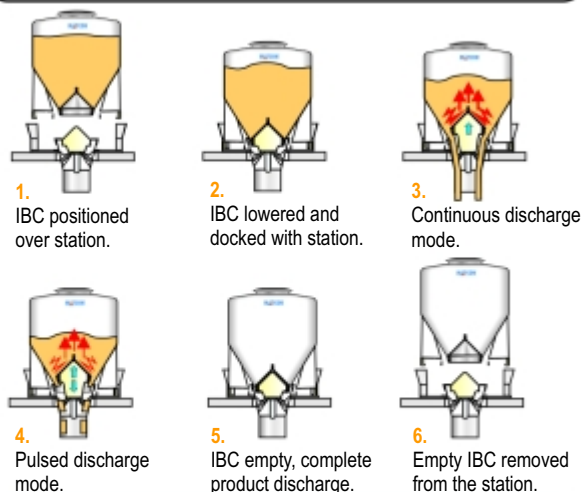

The IBC Discharge Station is designed to be easily and thoroughly cleaned. Working components are fully sealed behind an air-tight flexible cover. Cleaning may be done off place by removing the central hopper (material contact surfaces) and washing manually in a suitable location. Alternatively Cleaning In Place (CIP) may be used to automatically wash the material contact surfaces without hopper removal.

**Options:**

As standard the IBC Discharge Station (central hopper & IBC location plate) is manufactured in Stainless Steel.

The following options are available.

- Mild Steel Location Plate.
- High lift probe.
- Air wash cleaning system.
- Clean-In-Place (CIP).
- A frame type model is available.



This information and data is provided for illustrative purposes only and does not form part of any contract or agreement. The information and data may be updated and changed from time to time.