

CONE LEVELLING DEVICE

General:

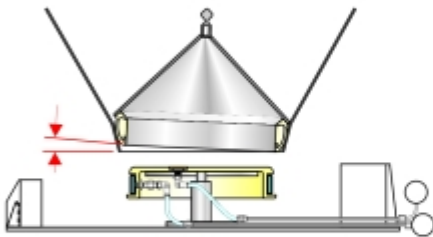

The Cone Leveling device was developed to validate the presence of a Cone Valve and ensure the optimum positioning of the Cone Valve in the IBC prior to filling.

The design geometry of the IBC's outlet allows the Cone Valve to be tilted and still maintain a positive seal without product leakage.

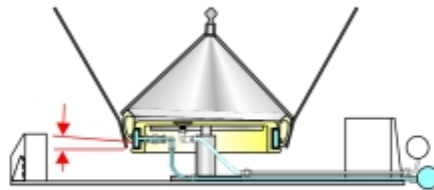
However, whenever an IBC is filled either:

- under negative pressure, or
- in a nitrogen purged environment

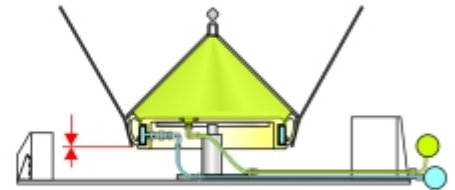
then we would recommend that a Cone Levelling Device is installed at the IBC filling position to provide security both before and during the filling operation.



Cone Valve Tilted



Cone Valve Located on Levelling Device



Cone Valve Levelled, Clamped and its presence Validated

Operation:

The IBC is lowered onto the station and the pneumatic seal on the probe is inflated to lock the Cone Valve.

Once the Cone Valve and probe are locked together a vacuum is applied between the two pulling the Cone Valve down onto the probe and leveling it out at the same time. A sensor detects vacuum has been made and the signal can be used to validate the presence of a Cone Valve in the IBC.

After IBC filling is complete the vacuum and pneumatic seal are then released allowing the IBC to be removed.

